



Classroom

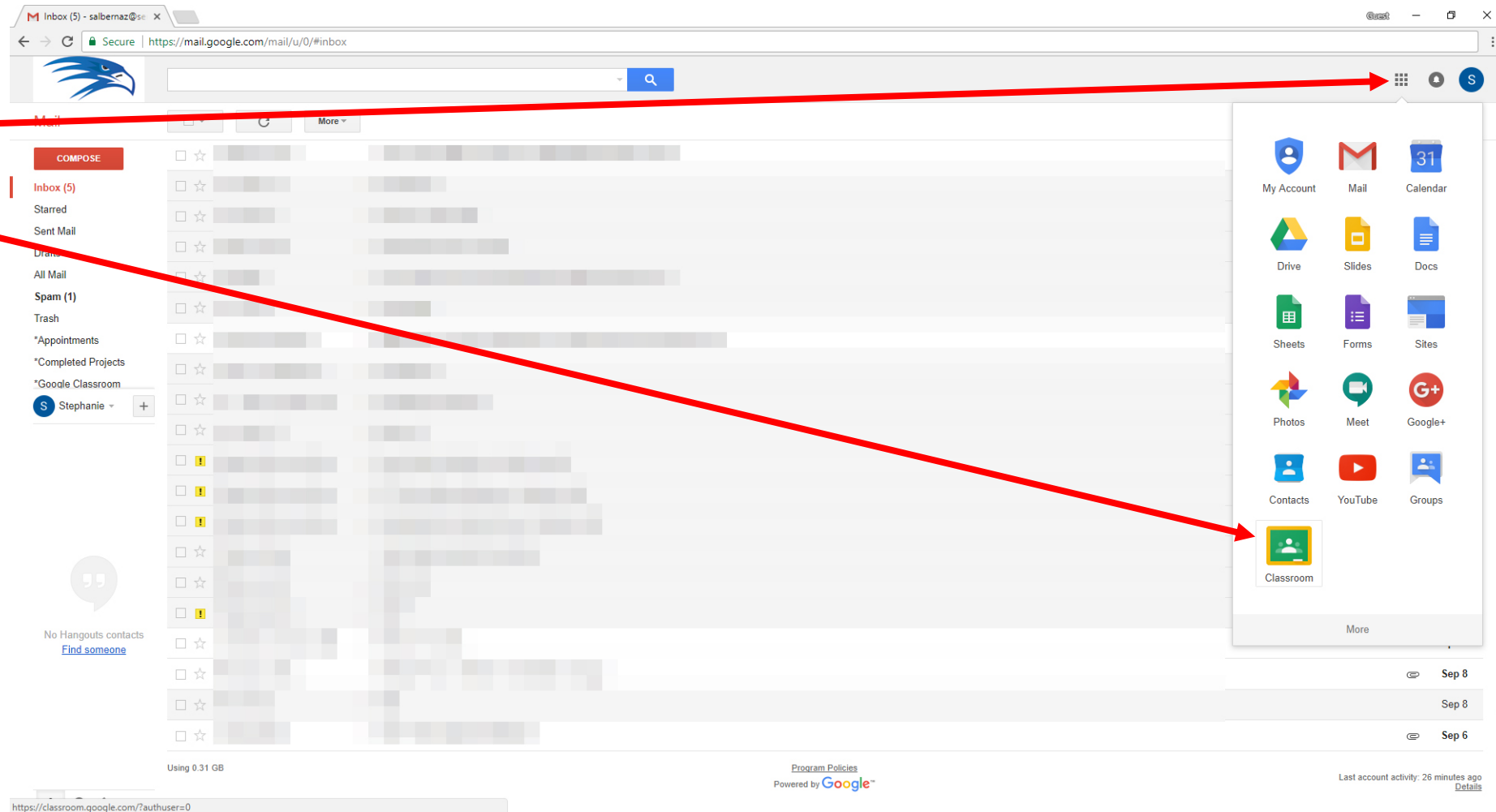
Submitting an Assignment

How to Submit an Assignment

Log into Gmail.

Click on the Google Apps Icon.

Click on Google Classroom.



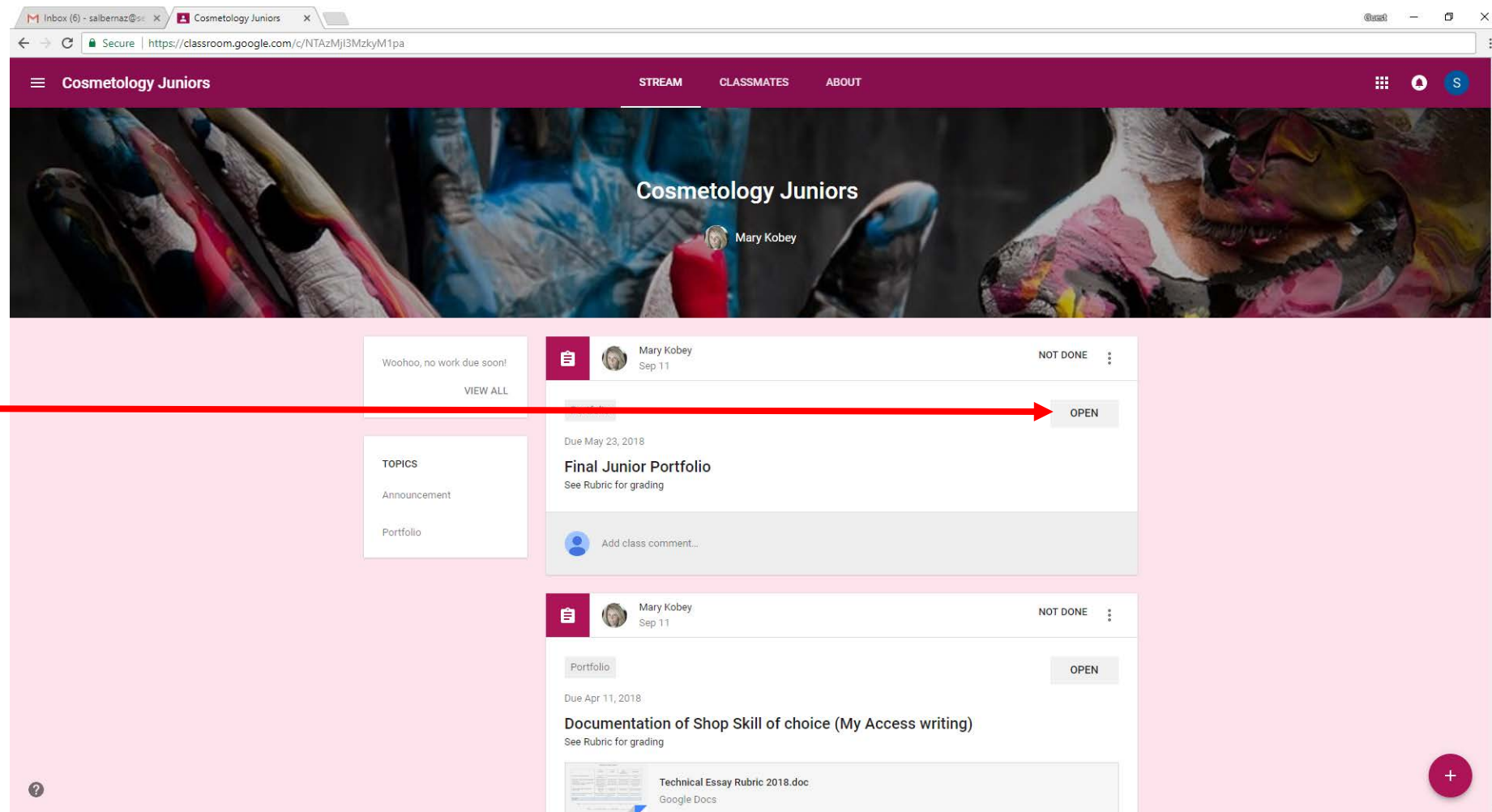
How to Submit an Assignment

A new tab will appear.

Click on the classroom you want to submit an assignment for.

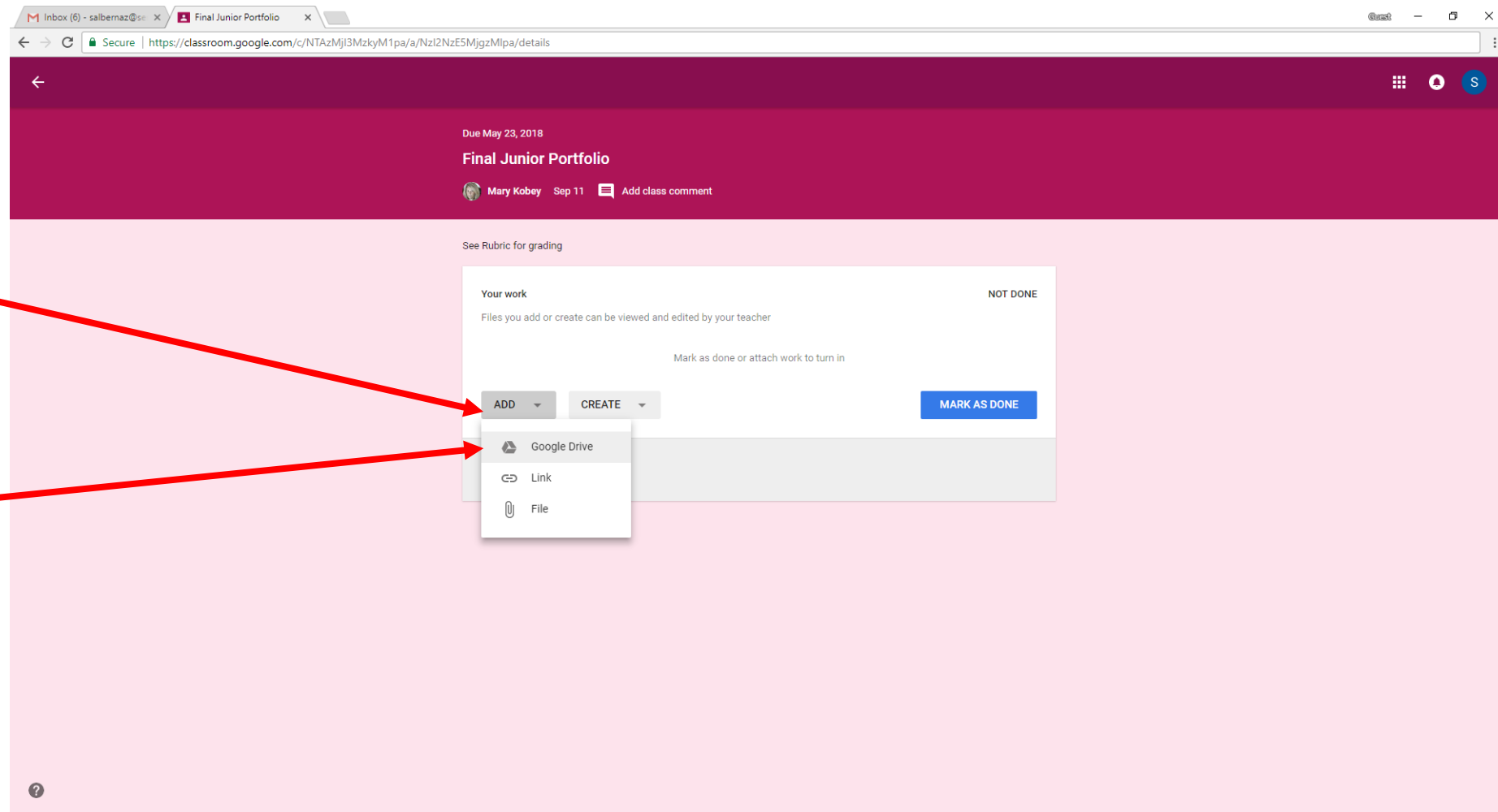
Find the assignment in Google Classroom.

Click OPEN.



The screenshot shows a web browser window with two tabs: 'Inbox (6) - salbermaz@sa...' and 'Cosmetology Juniors'. The address bar shows a secure connection to a Google Classroom URL. The page header for 'Cosmetology Juniors' includes navigation links for 'STREAM', 'CLASSMATES', and 'ABOUT', along with a user profile icon for 'S'. The main content area features a banner image of a person applying makeup, with the text 'Cosmetology Juniors' and 'Mary Kobey'. Below the banner, there are two assignment cards. The first card is titled 'Final Junior Portfolio' with a due date of 'May 23, 2018' and a 'NOT DONE' status. The second card is titled 'Documentation of Shop Skill of choice (My Access writing)' with a due date of 'Apr 11, 2018' and a 'NOT DONE' status. A red arrow points from the text 'Click OPEN.' to the 'OPEN' button on the 'Final Junior Portfolio' assignment card. A sidebar on the left contains a 'TOPICS' section with 'Announcement' and 'Portfolio' options. A 'VIEW ALL' button is also visible. At the bottom right, there is a red circular button with a white plus sign.

How to Submit an Assignment



Click Add.

If submitting a file from your computer, click File.

If submitting a file from your Google Drive, click Google Drive.

How to Submit an Assignment

Find the file in your Google Drive.

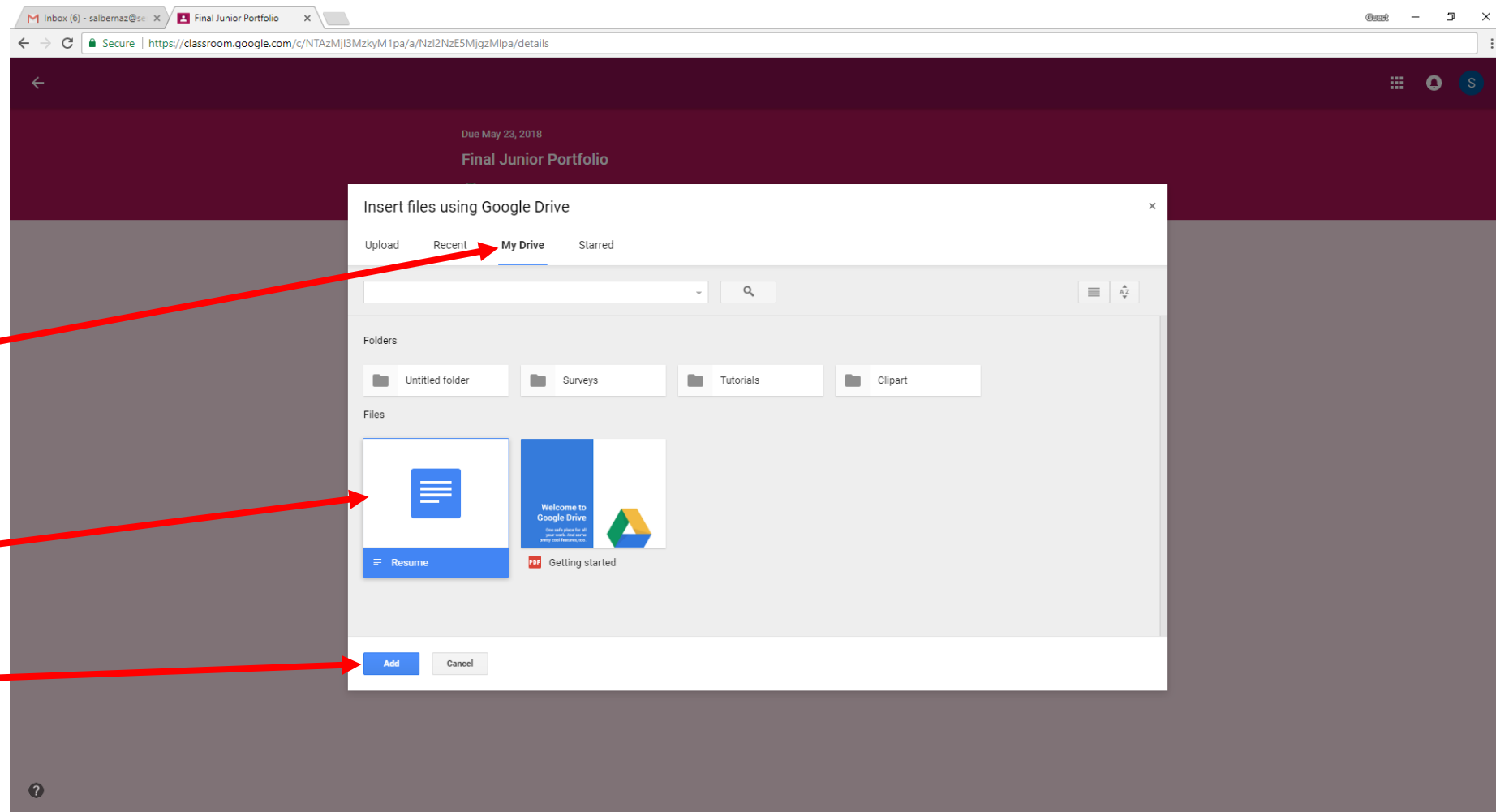
The default setting displays your most recent files.

To see your drive as you have it organized, click My Drive.

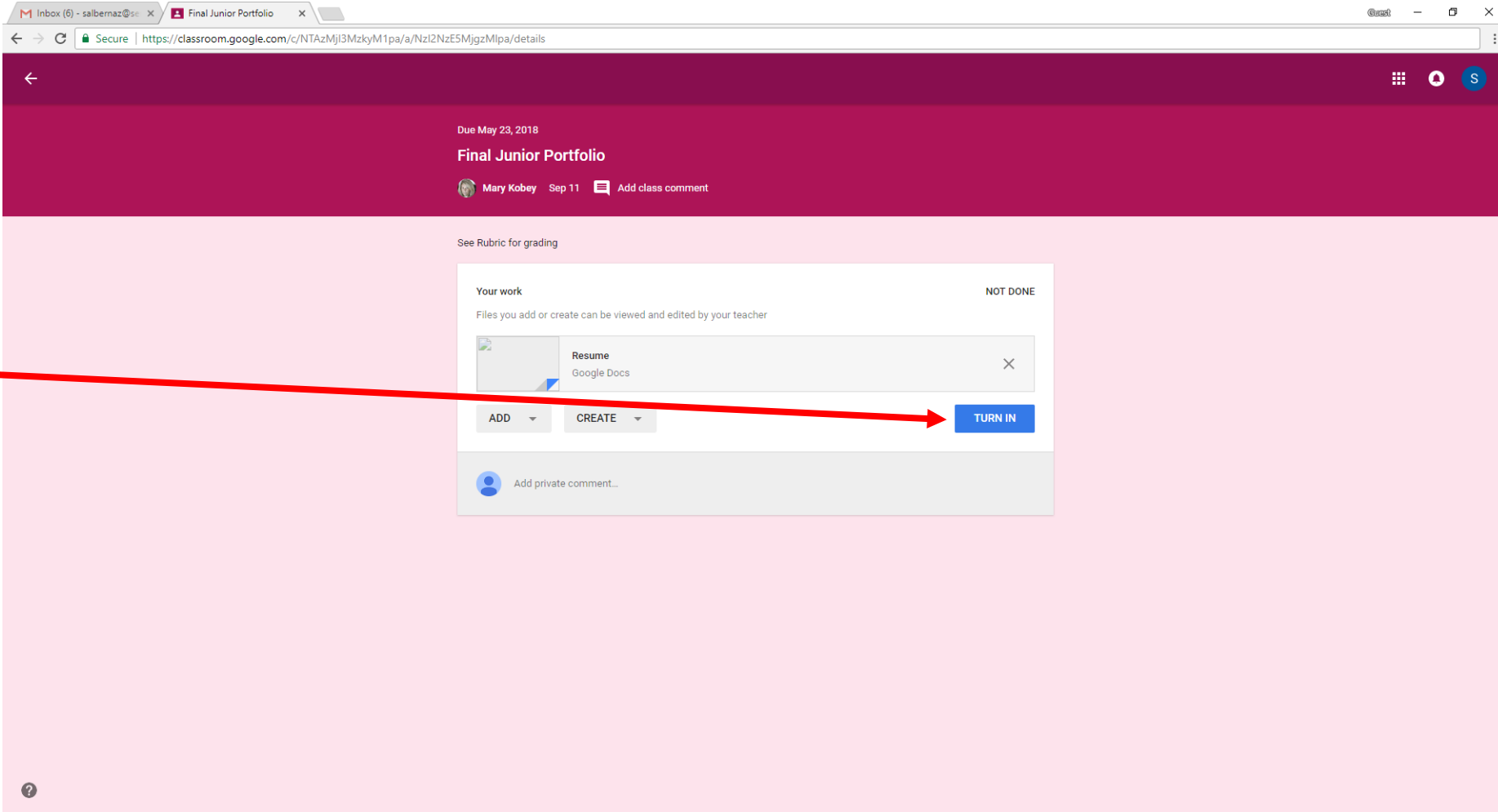
Find your file.

Click on the file you'd like to submit

Click Add.



How to Submit an Assignment



The screenshot shows a web browser window with two tabs: 'Inbox (6) - salbernaz@se...' and 'Final Junior Portfolio'. The address bar shows a secure connection to a Google Classroom URL. The page header is maroon and contains a back arrow, a grid icon, a notification bell, and a profile icon 'S'. Below the header, the assignment title 'Final Junior Portfolio' is displayed, along with the due date 'Due May 23, 2018' and the teacher's name 'Mary Kobey' with a 'Sep 11' timestamp and an 'Add class comment' link. A link to 'See Rubric for grading' is also present. The main content area is light pink and features a 'Your work' section with a 'NOT DONE' status. Below this, a text prompt states 'Files you add or create can be viewed and edited by your teacher'. A file named 'Resume' (Google Docs) is shown with a close button. At the bottom of this section are 'ADD' and 'CREATE' buttons with dropdown arrows. A prominent blue 'TURN IN' button is located to the right of these options. Below the work area is a comment box with a profile icon and the text 'Add private comment...'. A red arrow originates from the text 'Click TURN IN' on the left and points directly to the 'TURN IN' button.

Click TURN IN